




General Fiction

# Seven Elves



Jolly  
Phonics



## Teachers and parents

Before tackling these Orange Level Readers, a child will need to be able to do the following:

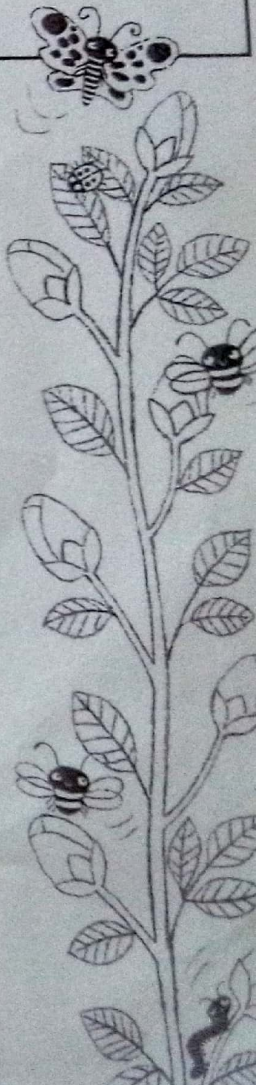
- Say the sounds made by the lower-case letters, digraphs and capital letters shown below;
- Match the lower-case letters to the corresponding capital letters;
- Read (blend) regular words containing these letter sounds.

### Letter sounds

s	a	t	i	p	n
c k	e	h	r	m	d
g	o	u	l	f	b
ai	j	oa	ie	ee	or
z	w	ng	v	oo	oo

### Capital Letters

S	A	T	I
P	N	C	K
E	H	R	M
D	G	O	U
L	F	B	J
Z	W	V	






v • W  
ng V

w Oo

z Ng


oo Z

In a big wood...





ten rabbits hop,









a hundred bees buzz,





twelve rooks flock,





and seven elves sit on toadstools.



A snoozing elf has a rest.

Zzzzzzz









A singing elf hums a jazz song.







A strong elf lifts up twigs,





and an elf in a green smock paints...





...twin elves in red velvet coats.



# seven elves





## Tips for teachers and parents

- Some English words have silent letters, such as the 'e' in 'gone', which are not pronounced when the word is read. In these books, silent letters are shown in faint type. Remind the child not to say the faint letters when blending the word.
- The letter 's' is sometimes pronounced /z/, especially at the ends of words such as 'is' and 'his'. Similarly, 'd' can sound like /t/ at the ends of words such as 'hopped'. Children do not usually have trouble reading these words, but they might need some help and guidance at the beginning.

An important part of becoming a confident, fluent reader is a child's ability to understand what they are reading. Below are some suggestions on how to develop a child's reading comprehension.

- Encourage the child to think about what might happen next. It does not matter whether the answer is right or wrong, so long as the suggestion makes sense and demonstrates understanding.
- Pick out any vocabulary that might be new to the child and ask what (s)he thinks it means. If (s)he does not know, explain it and relate it to what is happening in the book.
- Encourage the child to summarise what (s)he has read.

### What's in the book?

- Where do the elves live?
- What do the elves use as stools?
- What do the twin elves wear?

### What do you think?

- Do elves really exist? How do you know?
- One of the elves likes looking at himself. Is it a good thing to be vain? Why (not)?

### Reading comprehension





# Orange Level Readers



Group 1: Ants

Snap

Tips

Group 2: Hen and Cat's Picnic

Pet Panic

Dad's Red Tent

Group 3: Golf Is Not Fun

Brett's Dragon

Duck Gets Stuck

Group 4: Just a Storm

Red Jack's Fort

Jaiden's Lies

Group 5: A Hospital Visit

A Pong at Oakwood Zoo

Seven Elves

Group 6: An Omelette for Lunch

Fox Cub Stops Yelling

A Boxfish in a Rush

Group 7: Mervin's Garden

Spoilsport

In the Attic

# Jolly Phonics

Jolly Phonics Readers are fully decodable books for new readers.

These Orange Level Readers have a very **carefully controlled vocabulary** and are specifically designed for children who are learning to read and write with *Jolly Phonics*. The text in the first three books uses only **decodable regular words** made up from the first group of letter sounds; the text in the next three books uses only the first and second groups of letter sounds and so on, so that the **text builds up cumulatively**. The final three books in this set also include a small number of '**tricky**' words (frequently used words that are not fully decodable at this stage).

**Faint type** is used for any silent letters, such as the 'e' in 'gone'.

**Comprehension questions** and discussion topics are included at the end of the book. These ensure that children are not only able to read the text, but also get meaning from the stories.

This book contains the following:

Letter Sound Groups	Tricky Words
1. s a t i p n	I
2. c k e h r m d	the
3. g o u l f b	she
4. ai j oa ie ee or	he
5. z w ng v oo oo	me
6. y x ch sh th th	we
7. qu ou oi ue er ar	be

All of the letter sounds and tricky words used in this book are also shown on the front inside cover; these can be used as a quick practice activity before starting the book.

## Jolly Learning Ltd

© Louise Van-Pottelsberghe 2019 (text)  
© Jan Smith (Beehive Illustration) 2019 (illustrations)

www.jollylearning.co.uk info@jollylearning.co.uk

Tallours House, High Road, Chigwell, Essex, IG7 6DL, UK. Tel: +44 20 8501 0405  
82 Winter Sport Lane, Williston, VT 05495, USA. Tel: +1-800-488-2665

Ebook edition:  
ISBN 978-1-84414-742-7 EB742  
Printed edition (only as part of a set):  
ISBN 978-1-84414-578-2 JL786